

Model 1540E Shown
(Rails and shaft protector sold separately)

15 Frame Plunger Pump

**Standard Brass
Model**

1540E

**Flushed
Model**

1540EC

**Stainless Steel
Model**

1541

FEATURES

- Triplex design offers high efficiency and low pulsation.
- Durable high pressure seals are lubricated and cooled by pumped liquid.
- Pre-set Lo-Pressure Seals provide secondary protection against external leaks and require no packing adjustment.
- Special high density, polished, concentric plungers provide a true wear surface and extended seal life.
- Optional FPM elastomers for compatibility with many liquids and temperatures up to 200°F.
- Wet-end easily serviced without entering crankcase.

SPECIFICATIONS

	U.S. Measure	Metric Measure
Flow	18.0 gpm	(68 lpm)
Pressure Range.....	100 to 1200 psi	(7 to 85 bar)
RPM	1100 rpm	(1100 rpm)
Inlet Pressure Range.....	Flooded to 70 psi	(Flooded to 4.9 bar)
Bore	1.181"	(30 mm)
Stroke.....	1.181"	(30 mm)
Crankcase Capacity.....	42 oz.	(1.26 l)
Maximum Liquid Temperature	140°F	(60°C)
Above 130°F call CAT PUMPS for inlet conditions and elastomer recommendations.		
Inlet Ports (2)	1" NPTF	(1" NPTF)
Flush Ports (2) (1540EC)	1/8" NPTF	(1/8" NPTF)
Discharge Ports (2)	3/4" NPTF	(3/4" NPTF)
Pulley Mounting	Either Side	(Either Side)
Shaft Diameter	1.181"	(30 mm)
Weight.....	42.6 lbs.	(21 kg)
Dimensions.....	14.57 x 13.0 x 7.20"	(370 x 330 x 183 mm)

ELECTRIC HORSEPOWER REQUIREMENTS

MODEL	FLOW		PRESSURE			RPM
			psi	psi	psi	
			800	1000	1200	
U.S.		bar	bar	bar		
gpm	lpm	55	70	85		
1540E	18	68	9.9	12.3	14.8	1100
1540EC	18	68	9.9	12.3	14.8	1100
1541	18	68	9.9	12.3	14.8	1100

DETERMINING THE PUMP R.P.M. $\frac{\text{Rated gpm}}{\text{Rated rpm}} = \frac{\text{"Desired" gpm}}{\text{"Desired" rpm}}$

DETERMINING THE REQUIRED H.P. $\frac{\text{gpm} \times \text{psi}}{1460} = \text{Electric Brake H.P. Required}$

DETERMINING MOTOR PULLEY SIZE $\frac{\text{Motor Pulley O.D.}}{\text{Pump rpm}} = \frac{\text{Pump Pulley O.D.}}{\text{Motor rpm}}$

See complete Drive Packages [Includes: Pulleys, Belts, Hubs, Key] Tech Bulletin 003.
Refer to pump **Service Manual** for repair procedure and additional technical information.

⚠ CAUTIONS AND WARNINGS

All High Pressure Systems require a primary pressure regulating device (i.e. regulator, unloader) and a secondary pressure relief device (i.e. pop-off valve, relief valve). Failure to install such relief devices could result in personal injury or damage to pump or property. CAT PUMPS does not assume any liability or responsibility for the operation of a customer's high pressure system.

Read all CAUTIONS and WARNINGS before commencing service or operation of any high pressure system. The CAUTIONS and WARNINGS are included in each service manual and with each Accessory Data sheet. CAUTIONS and WARNINGS can also be viewed online at www.catpumps.com/cautions-warnings or can be requested directly from CAT PUMPS.

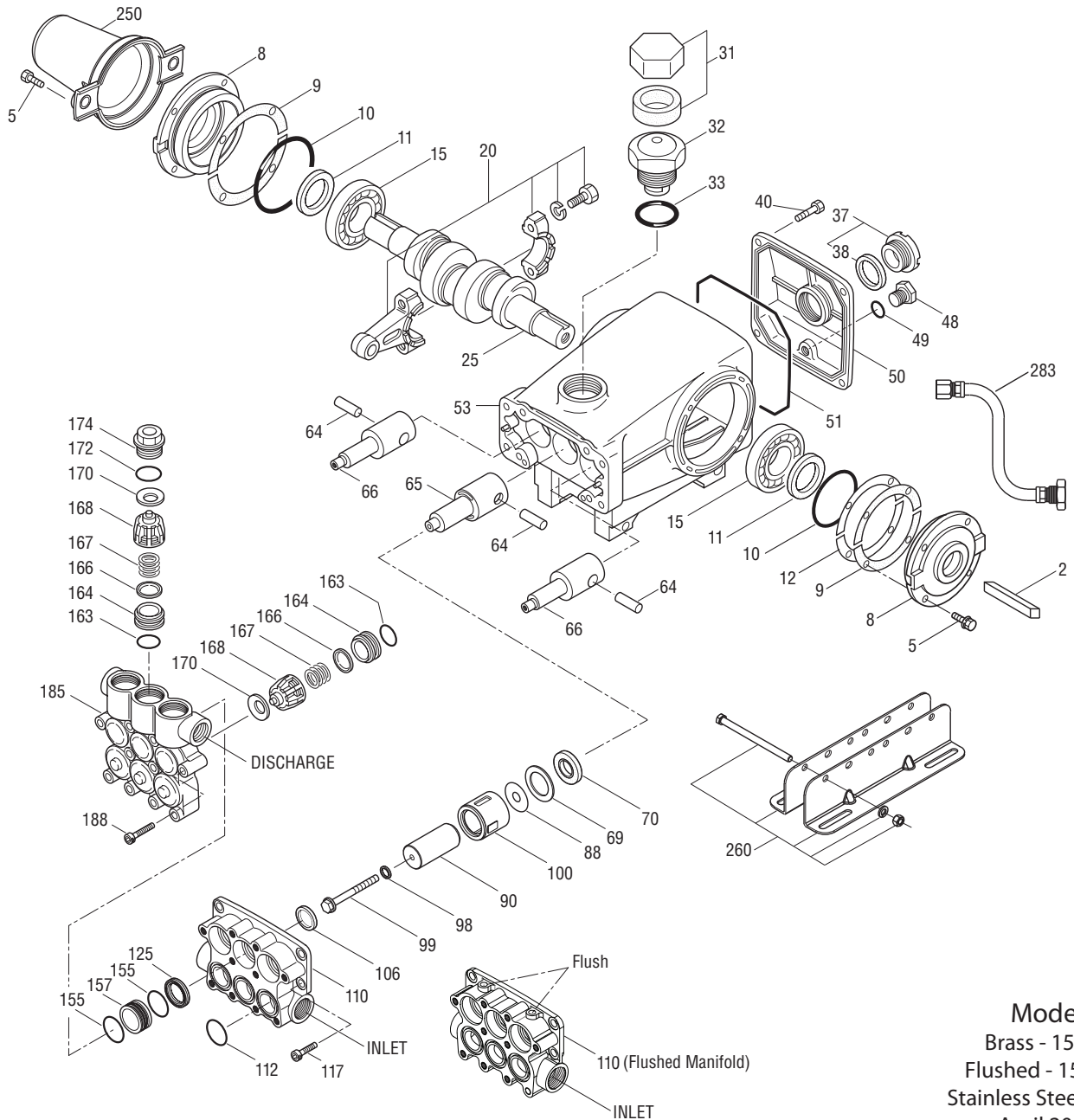
WARRANTY

View the Limited Warranty on-line at www.catpumps.com/warranty.

PARTS LIST

ITEM	PART NUMBER		DESCRIPTION	QTY		
	1540E					
	1540EC MATL	1541 MATL				
2	990036	STL	990036	STL	Key (M8x7x40) Use w/30059 and 990012	1
—	30067	STL	30067	STL	Key (M8x7.5x25) Use w/30059 "H" Hub	1
5	92538	S	92538	S	Screw, HHC Sems (M6x16)	8
8	49535	ALE	43496	AL	Cover, Bearing	2
9	815281	FBR	815281	FBR	Shim, Split 2-Pc	3
10	11340	NBR	11340	NBR	O-Ring, Bearing Cover - 70D	2
11	43495	NBR	43495	NBR	Seal, Oil, Crankshaft - 70D	2
12	814800	S	814800	S	Shim, Split, 2-Pc	2
15	39060	STL	39060	STL	Bearing, Roller	2
20	48600	TNM	48600	TNM	Rod, Connecting Assembly	3
25	43494	FCM	43494	FCM	Crankshaft, Dual-End (M30)	1
31	828710	PE	828710	PE	Protector, Oil Cap w/Foam Gasket	1
32	43211	ABS	43211	ABS	Cap, Oil Filler	1
33	14177	NBR	14177	NBR	O-Ring, Filler Cap - 70D	1
37	92241	—	92241	—	Gauge, Oil, Bubble w/Gasket - 80D	1
38	44428	NBR	44428	NBR	Gasket, Flat, Oil Gauge - 80D	1
40	92542	S	92542	S	Screw, HHC Sems (M6x20)	4
48	25625	STCP	25625	STCP	Plug, Drain (1/4"x19BSP)	1
49	23170	NBR	23170	NBR	O-Ring, Drain Plug - 70D	1
50	49276	ALE	43491	AL	Cover, Rear	1
51	44834	NBR	44834	NBR	O-Ring, Rear Cover - 70D	1
53	49273	ALE	48925	AL	Crankcase (Includes Guidepin)	1
64	43507	CM	43507	CM	Pin, Crosshead	3
65	48933	SHS	49611	SS	Rod, Plunger (Center)	1
66	48931	SHS	49609	SS	Rod, Plunger (Outside)	2
69	126596	STCP R	126596	STCP R	Washer, Oil Seal	3
70	43500	NBR	43500	NBR	Seal, Oil Crankcase - 80D	3
88	48937	S	48937	S	Washer, Flat	3
90	48938	CC	48938	CC	Plunger, Ceramic (M30x65)	3
98	46730	NBR	46730	NBR	Washer, Seal - 90D	3
	48394	FPM	48394	FPM	Washer, Seal - 90D	3
99	† 48201	SS	† 48201	SS	Retainer, Plunger	3
100	48936	PVDF	48936	PVDF	Retainer, Seal	3
106	49067	SNG	—	—	Seal, LPS w/S-Spg	3
	—	—	49616	SNG	Seal, LPS w/SS-Spg	3
	702939	ST4	—	—	Seal, w/NiH-Spg	3
110	48940	FBB	49614	SS	Manifold, Inlet	1
	49853	FBB	—	—	Manifold, Inlet Flushed (1540EC)	1
112	123903	NBR	123903	NBR	O-Ring, Inlet Manifold - 90D	3
	76903	FPM	76903	FPM	O-Ring, Inlet Manifold - 80D	3
117	49044	S	49044	S	Screw, HSH (M10x25)	4
125	48944	SNG	—	—	Seal, HPS w/S	3
	49472	STG	—	—	Seal, HPS w/S	3
	—	—	49619	STG	Seal, HPS w/SS	3
155	123903	NBR	123903	NBR	O-Ring, Spacer - 90D	6
	76903	FPM	76903	FPM	O-Ring, Inlet Manifold - 80D	6
157	48946	BB	49621	SS	Spacer, HPS	3
163	26143	NBR	26143	NBR	O-Ring, Seat - 80D	6
	14331	FPM	14331	FPM	O-Ring, Seat - 70D	6
164	48951	S	49626	SS	Seat	6
166	48686	SS	48686	SS	Valve	6
167	48687	SS	48687	SS	Spring, Valve	6
168	48994	PVDF	48994	PVDF	Retainer, Spring	6
170	123764	S	49627	SS	Washer, Spring Retainer	6
172	17629	NBR	17629	NBR	O-Ring, Valve Plug - 80D	3
	14183	FPM	14183	FPM	O-Ring, Valve Plug	3
174	48952	FBB	49628	SS	Plug, Valve	3
185	48948	FBB	49623	SS	Manifold, Discharge	1
188	87952	S	87952	S	Screw, HSH (M10x55)	10
250	30764	NYR	—	—	Protector, Shaft w/2 Screws PN 125824	1
	—	—	30764S	NY	Protector, Shaft w/2 Screws PN 92538	1
260	30613	STZP	30613	STZP	Mounting, Angle Rail	1
269	30206	F	30206	F	Pulley (10") [Tech Bulletin 003]	1
270	30059	STL	30059	STL	Hub, "H", M30 (Keyway M8) [See Tech Bulletin 003]	1
	990012	STL	990012	STL	Hub, "B", M30 (Keyway M8) [See Tech Bulletin 003]	1
283	34334	—	34334	—	Kit, Oil Drain (3/8" x 24")	1

EXPLODED VIEW



Model
 Brass - 1540E
 Flushed - 1540EC
 Stainless Steel - 1541
 April 2013

ITEM	PART NUMBER		DESCRIPTION	QTY
	1540E			
	1540EC MATL			
299	816863	FBB	1541 MATL 818443 <i>SS</i>	1
300	31770	NBR	31430 <i>NBR*</i>	1
	76430	<i>FPM</i>	76430 <i>FPM</i>	1
310	31775	NBR	31450 <i>NBR</i>	2
	76775	FPM	76450 <i>FPM</i>	2
—	6107	—	6107 —	2
—	—	—	6119 —	1
—	701931	—	— —	1

Bold part numbers are unique to a particular pump model. Italics are optional items.

†Production parts are different than replacement parts. R Components comply with RoHS Directive.

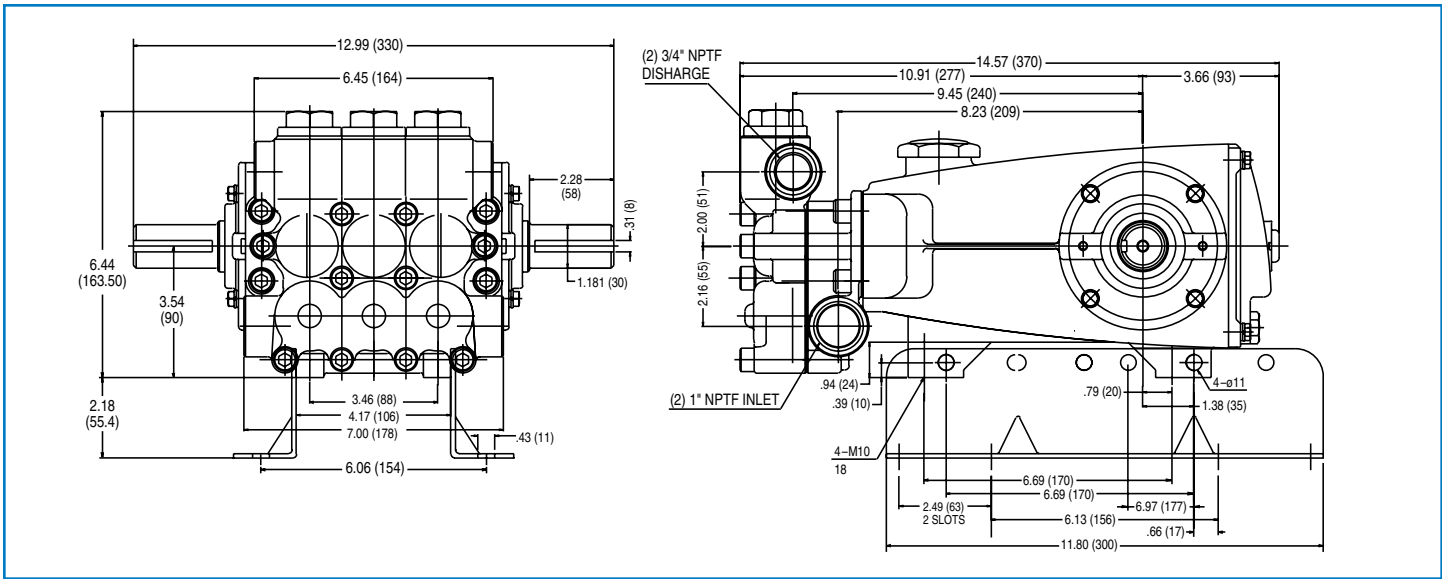
See Tech Bulletins 002, 003, 024, 035, 036, 043, 053, 074, 077, 083 and 100 for additional information.

MATERIAL CODES (Not Part of Part Number): ABS=ABS Plastic ALE=Aluminum Epoxy BB=Brass CC=Ceramic CM=Chrome-moly F=Cast Iron


FBB=Forged Brass FCM=Forged Chrome-moly NBR=Medium N itrile (Buna-N) NY=Nylon PE=Polyethylene PVDF=Polyvinylidene Fluoride S=304SS

SHS=304SS/High Strength SS=316SS SNG=Special Blend (Buna) STG=Special Blend PTFE White ST4=Special PTFE 4 STCP=Steel/Chrome Plated STL=Steel

STZP=Steel/Zinc Plated TNM=Special High Strength



Models 1540E, 1540EC, 1541



- 1 Special concentric, high-density, polished, solid ceramic **plungers** provide a true wear surface and extended seal life.
- 2 **Manifolds** are a high strength forged brass or stainless steel for long-term, continuous duty.
- 3 100% wet **seal** design adds to service life by allowing pumped liquids to cool and lubricate on both sides of seals.
- 4 Stainless steel **valves, seats and springs** provide corrosion-resistance, ultimate seating and extended life.
- 5 Specially formulated, Cat Pump exclusive, **Hi-Pressure Seals** offer unmatched performance and seal life.
- 6 Special flushed **inlet manifolds** permits external flush for added cooling with high temperature liquids and lubrication with low lubricity liquids. (1540EC)



CAT PUMPS
 1681 - 94TH LANE N.E. MINNEAPOLIS, MN 55449-4324
 PHONE (763) 780-5440 — FAX (763) 780-2958
 e-mail: techsupport@catpumps.com
 www.catpumps.com