











































Chisel point nozzles

Pointed nozzles 1/8" - 1 1/4"

					
	60.012NSL15	60.025NSL15	60.025NSL30	60.038N-30	60.038NSL40
	1/8 NPT	1/4 NPT	1/4 NPT	3/8 NPT	3/8 NPT
	0.8 - 2	1 - 2	1 - 2	1.2 - 4	1.2 - 4
	4	4	8	8	10
	3 × Ø 0.95 mm	3 × Ø 0.90 mm	3 × Ø 1.35 mm	3 × Ø 1.30 mm	3 × Ø 1.45 mm
	4 × Ø 0.50 mm	4 × Ø 0.60 mm	4 × Ø 0.70 mm	4 × M4	4 × M4
	25°	25°	25°	20°	20°
	15°	15°	15°	15°	15°
	0.6 × 1.0	0.75 × 1.3	0.75 × 1.3	0.98 × 1.77	0.98 × 1.77
	0.04	0.06	0.06	0.15	0.15
	5,075	5,075	5,075	5,075	5,075
	—	—	—	—	—

					
	60.038N-60	60.038NSL60	60.050	0061.0504	61.050
	3/8 NPT	3/8 NPT	1/2	M4	1/2
	1.1 - 4	1.1 - 4	1.5 - 6		1.5 - 6
	16	16	14		14
	3 × Ø 0.06	3 × Ø 0.07	3 × M6		3 × M6
	4 × M4	4 × Ø M4	4 × M4		3 × M4
	20°	20°	25°		25°
	15°	15°	15°		15°
	0.98 × 1.60	0.98 × 1.60	1.22 × 2.16		1.22 × 3.23
	0.15	0.15	0.30		0.35
	5,075	5,075	5,075		5,075
	✓	✓	✓		✓

High Performance Tool  

	Connecting thread [inch]		Thrust jet		Maximum pressure [psi]
	Application range [inch]		Front jet		Recycling
	min. gpm at 1450 psi at the nozzle		Jet angle backward		
	Measures [inch]		Weight [lb.]		

Chisel point nozzles



60.075



0061.0504



61.075



3/4
2.5 - 10
26
3 × M6
4 × M4
25°
15°
1.5 × 3.1
0.71
5,075
✓

M4

3/4
2.5 - 10
26
3 × M6
3 × M4
25°
15°
1.5 × 3.8
0.76
5,075
✓



60.100



0061.1004



61.100






1
4 - 12
40
6 × M6
4 × M6
25°
15°
1.9 × 3.5
1.20
3,625
✓




M6

1
4 - 12
40
6 × M6
3 × M6
25°
15°
1.9 × 4
1.25
3,625
✓











	Connecting thread [inch]		Thrust jet		Maximum pressure [psi]
	Application range [inch]		Front jet		Recycling
	min. gpm at 1450 psi at the nozzle		Jet angle backward		
	Measures [inch]		Weight [lb.]		

Chisel point nozzles
















		
60.100L	0061.1254	61.100L
1	M8	1
6 - 16		6 - 16
53		53
6 × M10		6 × M10
4 × M8		3 × M8
25°		25°
15°		15°
∅xL 2.7 × 7.4		2.7 × 8.7
6.00		6.05
3,625		3,625
✓		✓
















		
60.100L80	0061.1254	61.100L80
1	M8	1
6 - 20		6 - 20
53		53
6 × M10		6 × M10
4 × M8		3 × M8
10°		10°
15°		15°
∅xL 3.1 × 8.6		3.1 × 10.2
10.40		10.45
3,625		3,625
✓		✓











High Performance Tool 

	Connecting thread [inch]		Thrust jet		Maximum pressure [psi]
	Application range [inch]		Front jet		Recycling
	min. gpm at 1450 psi at the nozzle		Jet angle backward		
	Measures [inch]		Weight [lb.]		

Chisel point nozzles

			
	60.125	0061.1004	61.125
	1 1/4		1 1/4
	6 - 16	M6	6 - 16
	53		53
	6 × M6		6 × M6
	4 × M6		3 × M6
	20°		20°
	15°		15°
	2.3 × 3.9		2.3 × 5.2
	2.05		2.10
	3,625		3,625
	✓		✓

			
	60.125L	0061.1254	61.125L
	1 1/4	M8	1 1/4
	8 - 32		8 - 32
	79		79
	6 × M10		6 × M10
	4 × M8		3 × M8
	10°		10°
	15°		15°
	3.9 × 10.2		3.9 × 11.8
	18.67		18.72
	3,625		3,625
	✓		✓

	Connecting thread [inch]		Thrust jet		Maximum pressure [psi]
	Application range [inch]		Front jet		Recycling
	min. gpm at 1450 psi at the nozzle		Jet angle backward		
	Measures [inch]		Weight [lb.]		

High Performance Tool 
enz  golden jet®